






Writing Basics

-  Absolute beginners will need time to learn the English print/script system before they can take notes or write; they may need to learn to hold a pencil correctly and trace lines, shapes and letters.
-  Students who know the print/script system will need practice in order to get a sense of the rhythm, grammar, punctuation, and patterns of written English. Taking notes from the board and copying is appropriate for these ELLs, but they may need extra time or a perfect copy of the material to use for study.

Writing to Improve Reading and Vocabulary

-  ESL Journals : places where students can record pictures, words and meanings, record translations, tips, and corrections, communicate with their teacher, and track their progress over time
-  Stories: students can write stories using patterns and vocabulary they are learning, using ideas that reflect their personal interests and goals, and using both their L1 and English
-  Graphic Organizers: students can use GOs to organize their thoughts, summarize what they have learned/observed/researched, plan their writing, capture ideas and make them comprehensible, and communicate understandings

Writing in the Content Areas

ELLs need to know :

- The purpose of writing / target audience
- What good writing looks like
- The format of the piece
- The rules of grammar and punctuation
- The best way to plan the writing = Graphic Organizer
- How to use sources and report them