

E  
C  
O  
N  
O  
M  
I  
C  
S  
E  
C  
T  
O  
R  
S

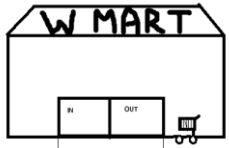
Resource based:

Examples:

Manufacturing and Processing based:

Examples:

Service based:



Examples:

1. Banks البنوك
2. Stores مخازن
3. Transportation وسائل النقل

Information based:

Examples:

## 1<sup>ST</sup> PRIMARY:

## 2<sup>ND</sup> SECONDARY:

## 3<sup>RD</sup> TERTIARY:

يستخدم القطاع الثالث المواد الخام  
والأشياء المصنعة لخدمة أو إعطاء شيء  
للناس مقابل المال.

*The third sector uses raw  
materials and manufactured  
objects to serve or give something  
to people for money.*

## 4<sup>TH</sup> QUATERNARY:

**E  
C  
O  
N  
O  
M  
I  
C  
S  
E  
C  
T  
O  
R  
S**


**Resource based:**

**Examples:**

**Manufacturing and Processing based:**

**Examples:**

**Service based:**



The service-based section contains three hand-drawn illustrations. On the left is a classical bank building with columns and a pediment, with the word 'BANK' and a dollar sign '\$' above the entrance. In the center is a rectangular store building with 'W MART' written on its roof and a shopping cart icon near the entrance. At the bottom is a bus with 'GO' written on its side and 'BUS' on the front.

**Examples:**

1. *Banks*
2. *Stores*
3. *Transportation*

**Information based:**

**Examples:**

## **1<sup>ST</sup> PRIMARY:**

## **2<sup>ND</sup> SECONDARY:**

## **3<sup>RD</sup> TERTIARY:**

*The third sector uses raw materials and manufactured objects to serve or give something to people for money.*

## **4<sup>TH</sup> QUATERNARY:**

# E C O N O M I C S E C T O R S


**Resource based:**

**Examples:**

**Manufacturing and Processing based:**

**Examples:**

**Service based:**



The illustrations include:

- A classical bank building with columns and a pediment labeled 'BANK \$' with a dollar sign.
- A modern store building labeled 'W MART' with 'IN' and 'OUT' signs and a shopping cart icon.
- A school building with a flagpole and the word 'SCHOOL'.
- A hospital building with a cross symbol, labeled 'Hospital' and 'EMERGENCY'.
- A bus labeled 'GO' and 'BUS'.

- Examples:**
1. *Banks*
  2. *Stores*
  3. *Transportation*
  4. *Hospitals*
  5. *Schools*

**Information based:**

**Examples:**

## **1<sup>ST</sup> PRIMARY:**

## **2<sup>ND</sup> SECONDARY:**

## **3<sup>RD</sup> TERTIARY:**

*The tertiary sector uses raw materials and manufactured things to serve or give something to people for money.*

## **4<sup>TH</sup> QUATERNARY:**

# E C O N O M I C S E C T O R S


**Resource based:**

**Examples:**

**Manufacturing and Processing based:**

**Examples:**

**Service based:**



The illustrations show a variety of service-based establishments: a classical-style bank building with dollar signs, a modern Walmart store with a shopping cart icon, a school building with a flagpole, a multi-story hospital building with a cross and ambulance, and a bus with 'GO' and 'BUS' text.

**Examples:**

*Service industries include hospitals, schools, government offices, hospitals, and banks. People who work in the service sector get paid to do something helpful for businesses or people. Some examples of jobs people in tertiary industries do are waitress, actor, bus driver, lawyer, and sales clerk.*

**Information based:**

**Examples:**

## **1<sup>ST</sup> PRIMARY:**

## **2<sup>ND</sup> SECONDARY:**

## **3<sup>RD</sup> TERTIARY:**

*The tertiary sector is also called the service industry; this sector uses raw materials and manufactured goods to provide services for consumers in exchange for money.*

## **4<sup>TH</sup> QUATERNARY:**



## ADAPTING FOR ELLS:

Have students work on creating key visuals that will allow them to learn and remember key vocabulary and concepts. Students should be asked to research, define, translate (where helpful), illustrate, apply, and understand the context of new information.

EXAMPLE: “*describe the four main economic sectors*” Economic Sectors Foldable – students at all 3 steps can use the foldable to learn and show their learning. Always provide an example to students of what their work should look like .

	ORAL	READ	WRITE
<b>STEP 1</b>	<ul style="list-style-type: none"><li>Listen and begin to understand, repeated, personally relevant words</li><li>Speak using first language, gestures, and a few learned English words and phrases</li></ul>	<ul style="list-style-type: none"><li>In their first language</li><li>Some high &amp; low frequency words used in the classroom repeatedly in highly visual texts</li></ul>	<ul style="list-style-type: none"><li>Label using words and phrases in English</li><li>Using their first language and translator</li></ul>
<b>STEP 2</b>	<ul style="list-style-type: none"><li>Listen and understand simple statements of fact supported by visuals</li><li>Speak using simple sentences to convey understanding and ask questions related to content</li></ul>	<ul style="list-style-type: none"><li>Adapted text in plain or simplified English with illustrations and graphical clues</li><li>Low frequency words that have been used in the context of lessons repeatedly</li></ul>	<ul style="list-style-type: none"><li>Describe using simple and compound sentences in English</li><li>Use key low frequency words correctly</li></ul>
<b>STEP 3</b>	Listen and follow instructions relating to key content Speak using a variety of sentences and key content to explain and clarify	Adapted texts , texts supported by key visuals and organizational features	Explain using short paragraphs in English with basic conventions