




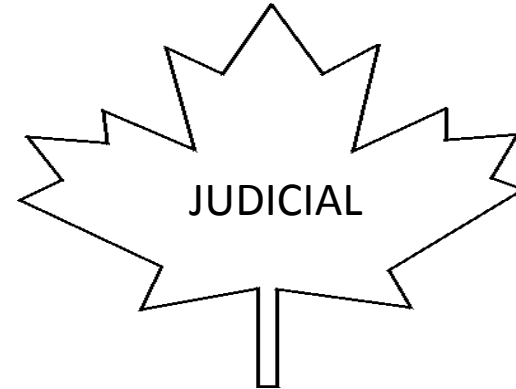
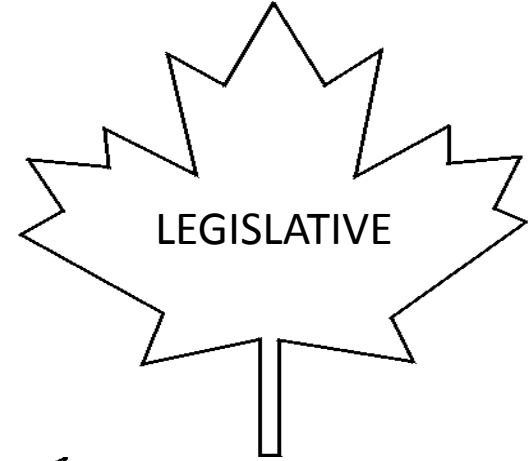
QUEEN



GOVERNER GENERAL



**CANADA'S
GOVERNMENT**



Executive	PRIME MINISTER
Legislative	PARTY IN POWER
Judicial	SUPREME COURT JUSTICES:

Municipality of

The Municipal Government looks after things like:

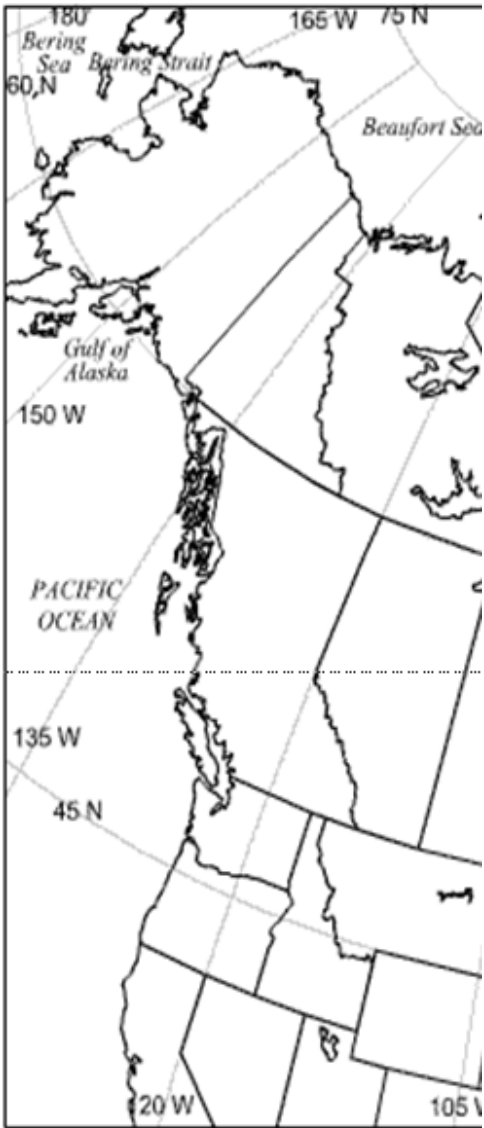
1
2
3
4
5
6
7
8
9
10
11
12

**F
E
D
E
R
A
L**



The Federal Government looks after:

1
2
3
4
5
6
7
8
9
10
11
12
13
14
15
16
17



18
21

**M
U
N
I
C
I
P
A
L**

Executive

MAYOR

Legislative

COUNCIL

Judicial

COURT



19

20

22

23

The Provincial
Government looks
after:

1
2
3
4
5
6
7
8
9
10
11
12
13
14
15



LEGEND / LEGENDE
○ National capital / Capitale nationale
○ Provincial capital / Capitale provinciale
● Other populated place / Autres lieux habités
- - - - International boundary / Frontière internationale
- - - - Provincial boundary / Limite provinciale

<http://atlas.gov.mb.ca>

© 2002. Her Majesty the Queen in Right of Canada / Sa Majesté la Reine du chef du Canada

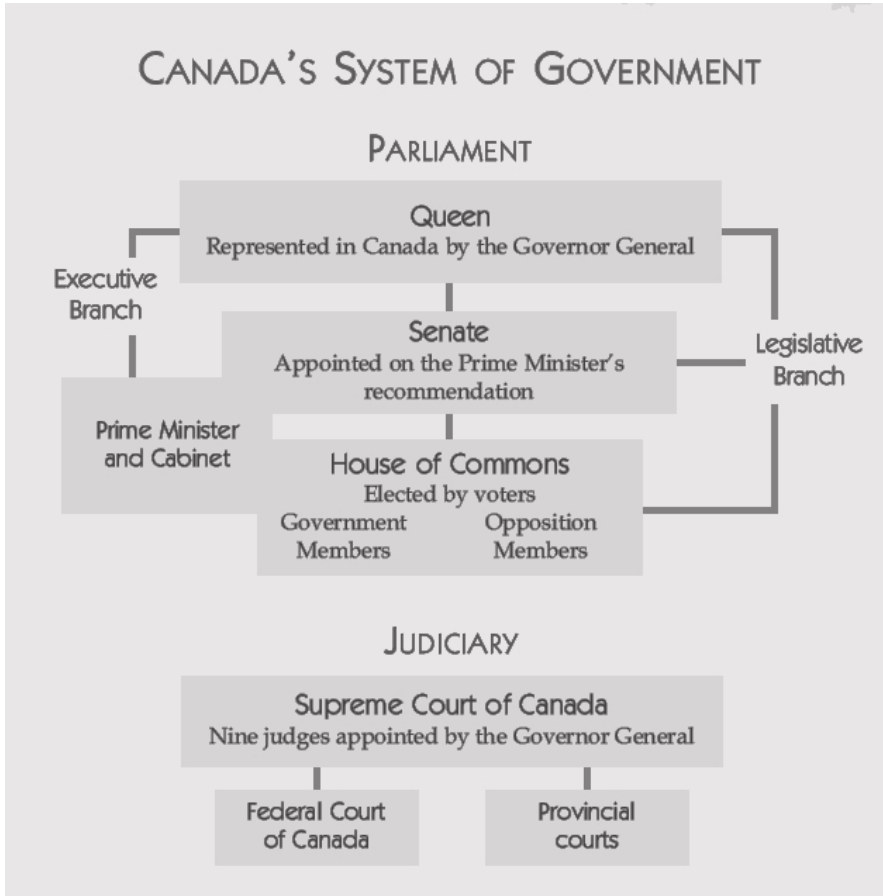
**P
R
O
V
I
N
C
I
A
L**

New Words:			

Understanding Canada's Government:

<https://www.canada.ca/en/government/system/structure.html>

There are 3 branches (Executive, Legislative and Judicial) and 3 levels of Government in Canada (Federal, Provincial, and Municipal) :



Complete your booklet by finding out who your leaders are at level , what they are called, how branches are organized, and what each branch does for you.

Executive= the top leaders who decide what the government should do. The most important leader in Canada is the Prime Minister.

Legislative = the groups of elected leaders who create and change our laws and decide how tax money will be spent.

Judicial = courts that have judges who decide what to do when a law is broken.

- You will need to find out where the government offices are and find them on maps.
- You will find pictures and drawings that show the people, symbols, and places important to know at each level.
- Choose 8 words that are new for you and complete a word study (picture/translate/define/use in a sentence) using the chart in the middle of the booklet
- Neatly label and complete your booklet.
- Use features of text to make your projecting interesting and easy to understand.